



ERPsim™ Simulation Game - Logistics


Financial Reports

Financial Statements (F.01)

1. In *Company code*, enter your company number.
2. Select *ALV Tree Control*.
3.  (Execute)
4.  (Continue)

Stock Transfer

Stock Transfer Planning (ZMB1B)

1. Choose *Push* or *Pull* based planning mode.
2. Enter delivery frequency.
3. Push mode:
Enter the quantity of each product to transfer to each region. Pull mode:
Enter the target inventory level for each product in each region.
4.  (Save)

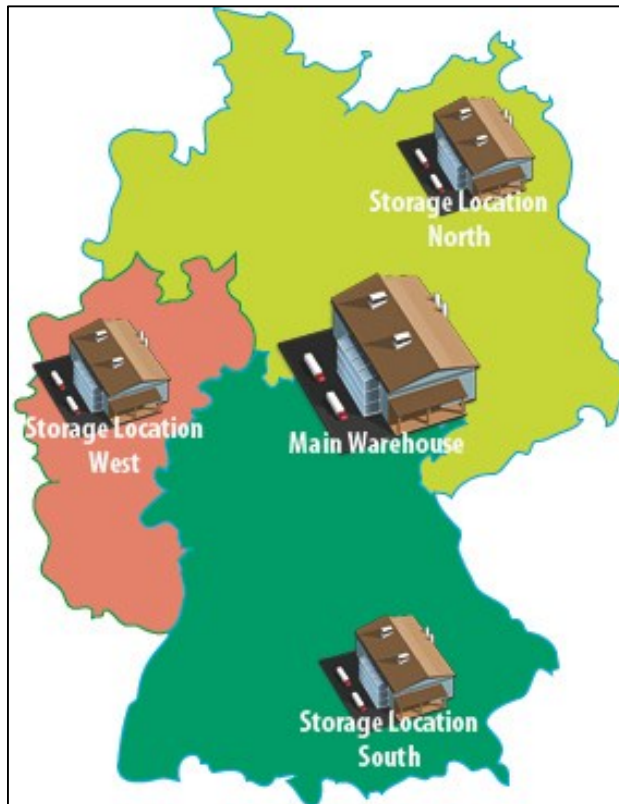
Operational Reports

Inventory Report (ZMB52)

Shows all stock levels.

Detailed Delivery Report (ZVL06)

Shows outgoing deliveries.



Replenishment (Into Main Warehouse)

Code	Description	Units
\$\$-T01	Milk	1,400
\$\$-T02	Cream	300
\$\$-T03	Yoghurt	900
\$\$-T04	Cheese	600
\$\$-T05	Butter	450
\$\$-T06	Ice Cream	350

Transportation Costs (per shipment)

Supplier to Main Warehouse	€ 1,000
Main to Regional Warehouses	€ 500

Warehouse Costs (per unit)

Main Warehouse	Free
Regional Warehouses	€ 50 per day per 500 units

Login: logistics_\$1 to logistics_\$9

Password: ERPSIM

